



HM Prison &
Probation Service


Probation
Service



London's Needs Analysis

24th November 2021

Preventing victims by changing lives



Need Analysis - London

- The report provides an overview of PS London according to nDelius and OASys (Needs and Responsivity) data.
- The data set is based on a snapshot of caseloads as of 15 October 2021.
- The Risk-Need-Responsivity (RNR), principle helps us to know **what** to do, with **whom** and **how** to provide support, focusing on issues relevant to offending behaviour. With the dataset available we have explored each of these RNR principles for specific cohorts within the caseloads.



Data Limitations

There are some limitations to the data set provided in the Needs Analysis document which we hope to address over time.

Data is only as good as our recording practices, and regionally this is an area of focus for us. We know that especially for some of our Golden Thread cohorts recording needs to be improved.

P&Q were able to identify needs for 89% of the PS caseload, data for legacy CRC cases that are yet to have an OASys assessment was not captured in the Needs data.

Golden Thread Cohorts: Armed Forces Personnel, Care Leavers, Gypsy Roma Travellers, Personality Disordered & Transgender POPs.

Report Structure

Each section provides a caseload overview, Community/Custody, Risk, Gender breakdowns. For certain sections, the categories have been widened to provide further insight of that need.

- **Caseload Overview**
- **Risk**
- **Criminogenic Needs Overview**
- **Disability**
- **Vulnerabilities**
- **Ethnicity**

- **Accommodation**
- **ETE**
- **Finance**
- **Relationships**
- **Drug Misuse** - Including frequency, how significant the use is, type of drug used
- **Alcohol Misuse** - Including frequency and how significant the problem is, type of drug used
- **Lifestyle**
- **Thinking & Behaviour** - including how significant a problem, Interpersonal Skills, Impulsivity, Aggressive / Controlling Behaviour, Temper Control, Ability to Recognise Problems, Problem Solving Skills, Awareness of Consequences, Understands Other People's Views, Concrete Thinking.
- **Attitudes** - including Pro-criminal Attitudes, Attitude to Supervision / Licence, Attitude to Community / Society, Understands Their Motivation for Offending.

- **Females**
- **Black, Asian & Minority Ethnic**
- **Ex- Armed Services Personnel**
- **Care Leavers or Care Experienced**
- **Young Adults**
- **Gypsy Roma Travellers**
- **Personality Disordered POPs**
- **Transgender**





General Findings

The overall PS caseload is 38,160 and the majority of cases (67%) are currently in the community. Across the districts the community/custody split is relatively similar although the North West/ West has a slightly higher custodial caseload than that of the other two districts by 2%.

Medium risk cases account for 64% of the community caseload.

Within the caseload London has POPs with over 150 different nationalities, 27% are non-British with the following nationalities ranking the highest: Romanian (2% - 624), Irish, Albanian, Polish, Jamaican, Somalian (1% each - 387 - 525).

A large percentage 61% of the Probation caseload is made up of POPs who identify as Black, Asian or other Minority Ethnic (BAME). Whilst this is relatively consistent across the districts, the East/North East is 1% higher (89%) than the other two districts.

5% of the PS caseload are recorded as requiring an interpreter with, Romanian, Albanian, Polish, Arabic being the most required languages.

24% of POPs on the PS Caseload has been identified by a PP as having a disability.
1% of POPs on the PS Caseload has been identified by a PP as being Vulnerable.

Across the PS caseload Thinking & Behaviour, Attitudes and ETE are the top three needs for POPs.

This changes when looking at needs across different risk categories:

- High-Risk - Accommodation, Relationships and Emotional-Wellbeing.
- Medium & Low Risk – Have the same top three needs ETE, Thinking & behaviour, Attitudes.

Top three needs of the PS custody caseload - Thinking & behaviour (30%), Attitudes (27%), Lifestyle & associates(19%).

Community Caseload - Thinking & behaviour (67%), Attitudes (59%), ETE (45%).

Accommodation Need

- 8703 (26%) recorded as having this need.
- 18% were Female
- 26% were Male
- 21% were aged 18-25
- 34% were aged 26-35
- 45% were aged 35+
- Accommodation need within high risk POP's is 48% however, within the Probation caseload it is one of the lowest needs, highlighting the complexity of finding appropriate housing for his group.

LDU/Function	Count	%
Stakeholders	1	50%
ACO	9	47%
HACKNEY LDU	493	36%
CAMDEN & ISLINGTON LDU	581	34%
HAMMERSMITH & FULHAM LDU	281	34%
HARINGEY LDU	361	33%
BRENT LDU	444	31%
LAMBETH LDU	456	31%
KENSINGTON CHELSEA & WESTM LDU	242	30%
SOUTHWARK LDU	397	29%
NEWHAM LDU	462	29%
WANDSWORTH LDU	226	29%
CROYDON LDU	488	28%
EALING LDU	337	28%
HILLINGDON LDU	240	28%
LEWISHAM LDU	384	28%
GREENWICH LDU	289	28%
HOUNSLOW LDU	272	28%
TOWER HAMLETS LDU	356	27%
MERTON & SUTTON LDU	239	26%
WALTHAM FOREST LDU	248	26%
BARNET LDU	215	26%
ENFIELD LDU	364	25%
KINGSTON & RICHMOND LDU	143	25%
BEXLEY LDU	162	25%
HARROW LDU	136	24%
BARKING DAGENHAM HAVERING LDU	364	22%
REDBRIDGE LDU	227	22%
BROMLEY LDU	156	21%
Partnerships	104	11%
Unallocated Level 3(N07)	8	11%
Unpaid Work	18	1%
Grand Total	8703	26%

Finance Need

LDU/ Function	Count	%
ACO	10	48%
Partnerships	534	44%
HARINGEY LDU	532	43%
CAMDEN & ISLINGTON LDU	833	43%
HACKNEY LDU	667	43%
SOUTHWARK LDU	651	42%
LAMBETH LDU	701	42%
HAMMERSMITH & FULHAM LDU	373	39%
WANDSWORTH LDU	342	39%
LEWISHAM LDU	597	39%
EALING LDU	507	39%
ENFIELD LDU	604	38%
KENSINGTON CHELSEA & WESTM LDU	342	37%
BRENT LDU	607	37%
GREENWICH LDU	440	37%
NEWHAM LDU	661	36%
TOWER HAMLETS LDU	532	36%
BARNET LDU	336	35%
BEXLEY LDU	245	35%
CROYDON LDU	678	35%
WALTHAM FOREST LDU	368	34%
BARKING DAGENHAM HAVERING LDU	605	34%
BROMLEY LDU	271	34%
HARROW LDU	214	34%
HOUNSLOW LDU	367	34%
REDBRIDGE LDU	381	34%
KINGSTON & RICHMOND LDU	210	33%
HILLINGDON LDU	316	33%
MERTON & SUTTON LDU	329	33%
Unallocated Level 3(N07)	11	7%
Stakeholders	1	7%
Hub	1	3%
Unpaid Work	6	0%
Grand Total	13272	35%

- 13272 (35%) recorded as having this need.
- 4% were Female
- 95% were Male
- 22% were aged 18-25
- 38% were aged 26-35
- 40% were aged 35+
- 25% of the PS caseload is identified as having significant problems with finances.
- Burglary, Robbery & Theft (19%), Drugs (14%), Sexual (11%) are the offence types with largest percentage of POPs with significant financial problems.

Drug Misuse

- 11100 (29%) recorded as having this need.
- 4% were Female
- 96% were Male
- 23% were aged 18-25
- 37% were aged 26-35
- 40% were aged 35+
- Highest need is in the medium risk group at 49%.
- Only 12% of POPs with significant problems were identified to have motivation to address their drug misuse.
- 50% of POPs are using drugs at least weekly.
- Cannabis (14%) and Heroin (4%) are the most frequently used drugs across the caseload and on a daily basis.

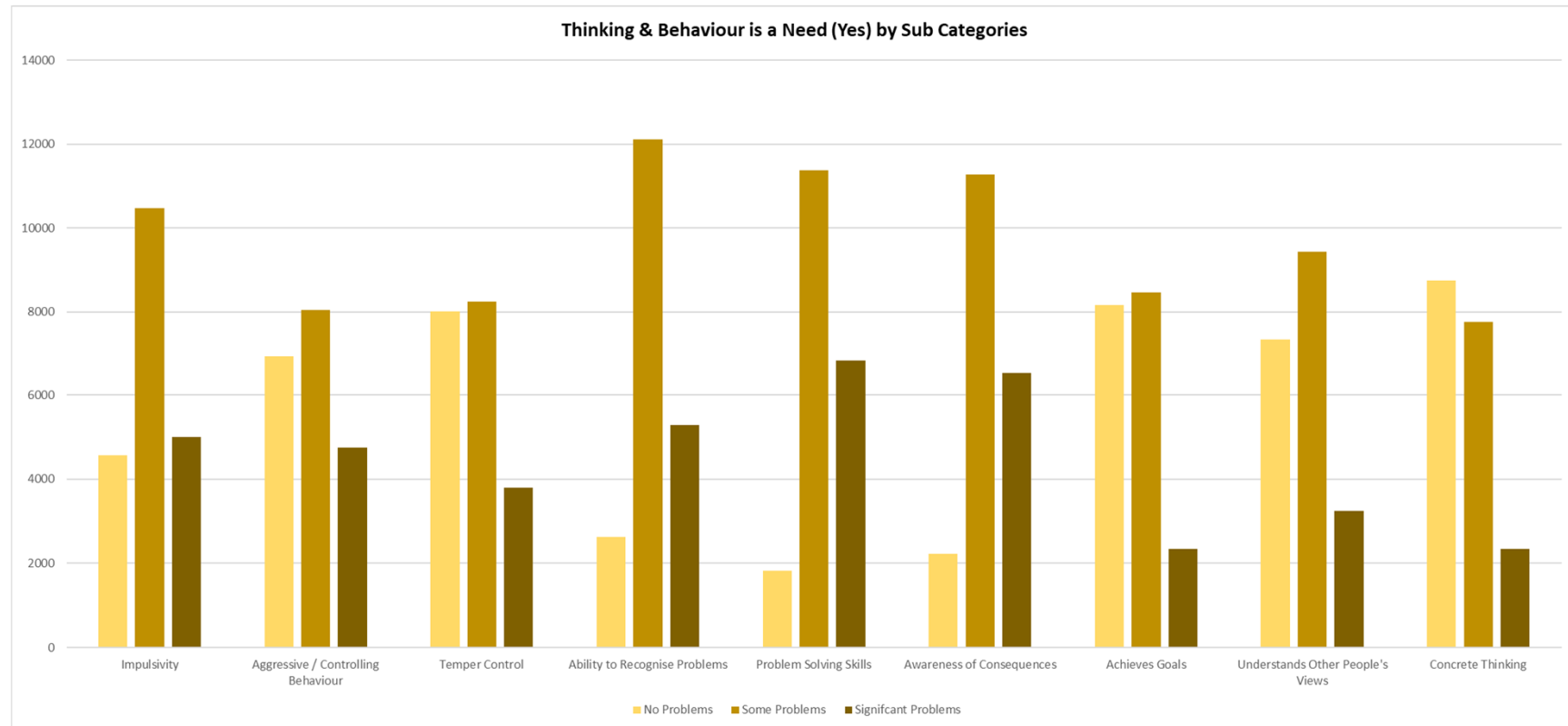
LDU/Function	Count	%
ACO	9	43%
CAMDEN & ISLINGTON LDU	709	37%
LAMBETH LDU	601	36%
HACKNEY LDU	562	36%
HARINGEY LDU	430	35%
LEWISHAM LDU	534	35%
BEXLEY LDU	240	34%
HAMMERSMITH & FULHAM LDU	322	34%
TOWER HAMLETS LDU	493	34%
SOUTHWARK LDU	515	34%
WANDSWORTH LDU	293	33%
BRENT LDU	533	33%
EALING LDU	421	32%
GREENWICH LDU	373	31%
MERTON & SUTTON LDU	314	31%
KENSINGTON CHELSEA & WESTM LDU	285	31%
KINGSTON & RICHMOND LDU	195	31%
NEWHAM LDU	563	31%
ENFIELD LDU	494	31%
BARNET LDU	287	30%
CROYDON LDU	592	30%
HILLINGDON LDU	283	30%
WALTHAM FOREST LDU	320	30%
HOUNSLOW LDU	320	30%
BROMLEY LDU	230	29%
BARKING DAGENHAM HAVERING LDU	506	28%
HARROW LDU	171	27%
REDBRIDGE LDU	299	26%
Partnerships	192	16%
Hub	2	7%
Stakeholders	1	7%
Unallocated Level 3(N07)	9	6%
Attendance Centres	1	2%
Unpaid Work	1	0%
Grand Total	11100	29%

Thinking & Behaviour

LDU/Function	Count	%
Structured Interventions	1	100%
Unpaid Work	2682	97%
BEXLEY LDU	632	90%
Attendance Centres	52	90%
BROMLEY LDU	709	89%
BARKING DAGENHAM HAVERING LDU	1566	88%
EALING LDU	1147	87%
MERTON & SUTTON LDU	879	87%
HARROW LDU	551	87%
HILLINGDON LDU	826	87%
REDBRIDGE LDU	987	87%
WANDSWORTH LDU	764	87%
LAMBETH LDU	1433	87%
KINGSTON & RICHMOND LDU	544	87%
TOWER HAMLETS LDU	1268	87%
HOUNSLOW LDU	934	86%
ENFIELD LDU	1384	86%
NEWHAM LDU	1559	86%
ACO	18	86%
SOUTHWARK LDU	1313	86%
HACKNEY LDU	1336	86%
CROYDON LDU	1674	86%
BARNET LDU	809	85%
CAMDEN & ISLINGTON LDU	1645	85%
GREENWICH LDU	1013	85%
LEWISHAM LDU	1309	85%
BRENT LDU	1377	84%
WALTHAM FOREST LDU	901	84%
HAMMERSMITH & FULHAM LDU	796	84%
KENSINGTON CHELSEA & WESTM LDU	767	84%
HARINGEY LDU	1027	83%
Legal Team	6	75%
Hub	22	73%
Partnerships	859	71%
Unallocated Level 3(N07)	74	50%
Stakeholders	2	13%
CRC BRENT		0%
Grand Total	32866	86%

- 32866 (86%) recorded as having this need.
- 7% were Female
- 93% were Male
- 22% were aged 18-25
- 35% were aged 26-35
- 44% were aged 35+
- Highest need is in the medium risk group at 56%.

Thinking & Behaviour



This section has been broken down to provide greater insight to this need.

POPs identified as having “some problems” scored notably higher for ability to recognise problems, problem solving skills and awareness.

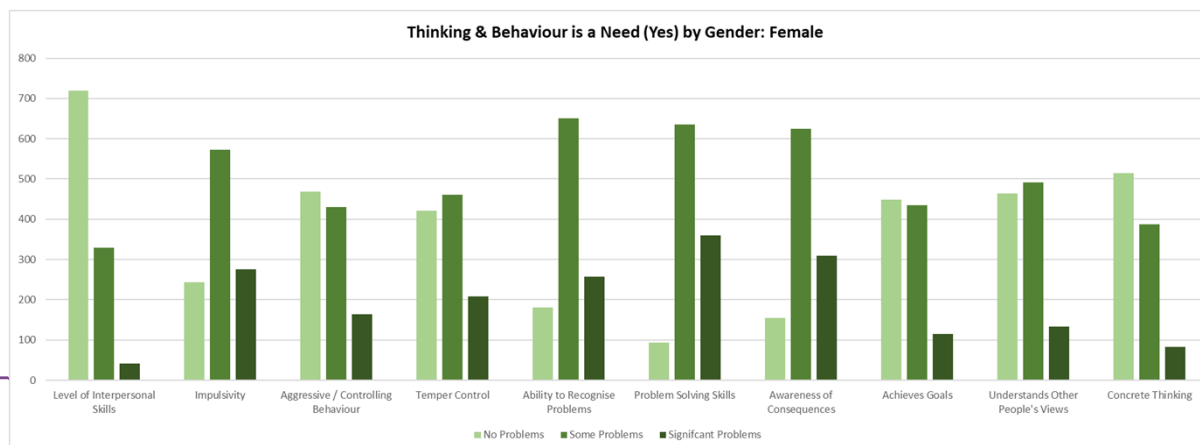
Females

Female POPs represent 7% of the Probation caseload. Which accounts for 2% of cases in each district.

85% of the female caseload is currently in the community and this is 2% higher in the South/South East than in the other two districts.

Burglary, Robbery & Theft and Violence are the highest (56%) offence categories for females on the PS caseload.

34% of female caseload identify as having a disability.



Young Adults

Young Adults account for 22% of the PS caseload. 46% of this group is categorised as medium risk and 20% high risk.

52% (4412) of the Probation Young Adult caseload identified as Black, Asian or other Minority Ethnic (BAME).

Violence (36%), Drugs (28%), Burglary, Robbery & Theft (28%) were the highest offence categories for this group.

Young Adults represent 21% off the PS custody caseload, 17% of Licences and 24% of Community Orders.

Thinking, Behaviour & Attitudes and Lifestyle & Associates are the areas with the greatest need.

Gypsy Roma Travellers

Gypsy Roma Travellers account for 0.44% of the PS caseload. 31% of this group contribute to the custody caseload.

55% are categorised as medium risk and 20% as high. 7% of the POPs categorised as high are between the ages of 26-35.

Burglary, Robbery & Theft (31%), Violence (29%) and Motoring (20%) were the highest offence categories for this group.

Thinking & behaviour, Attitudes and ETE are the areas with the greatest need with Accommodation being the lowest.

NEXT STEPS

Use your LDU overview document and start thinking and having discussions about what you need.

Interventions for
BAME Service
Users?

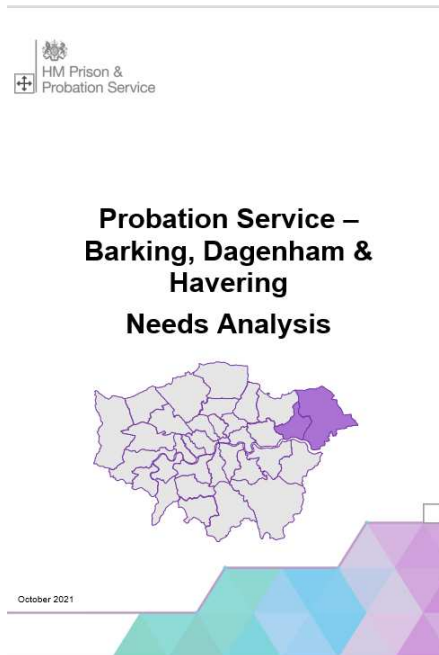
Mentors?

Services to help us
work with Service
Users with Learning
Difficulties?

Interventions to
address:
Violent & Sexual
offending?

Women's Support?

Interventions to
address relationship
issues?



LDU Focus

LDU/Function	Accommodation	ETE	Finance	Drug Misuse	Substance Misuse
BARKING DAGENHAM HAVERING LDU	20%	60%	34%	28%	22%
BARNET LDU	23%	61%	35%	30%	19%
BEXLEY LDU	23%	57%	35%	34%	26%
BRENT LDU	27%	57%	37%	33%	20%
BROMLEY LDU	20%	54%	34%	29%	17%
CAMDEN & ISLINGTON LDU	30%	61%	43%	37%	23%
CROYDON LDU	25%	59%	35%	30%	18%
EALING LDU	26%	62%	39%	32%	22%
ENFIELD LDU	23%	62%	38%	31%	15%
GREENWICH LDU	24%	57%	37%	31%	19%
HACKNEY LDU	32%	62%	43%	36%	19%
HAMMERSMITH & FULHAM LDU	30%	62%	39%	34%	21%
HARINGEY LDU	29%	59%	43%	35%	19%
HARROW LDU	22%	58%	34%	27%	19%
HILLINGDON LDU	25%	57%	33%	30%	26%
HOUNSLOW LDU	25%	62%	34%	30%	23%
KENSINGTON CHELSEA & WESTM LDU	26%	62%	37%	31%	15%
KINGSTON & RICHMOND LDU	23%	55%	33%	31%	25%
LAMBETH LDU	28%	60%	42%	36%	17%
LEWISHAM LDU	25%	59%	39%	35%	18%
MERTON & SUTTON LDU	24%	61%	33%	31%	22%
NEWHAM LDU	25%	59%	36%	31%	18%
REDBRIDGE LDU	20%	59%	34%	26%	19%
SOUTHWARK LDU	26%	58%	42%	34%	18%
TOWER HAMLETS LDU	24%	58%	36%	34%	21%
Unpaid Work	1%	42%	0%	0%	1%
WALTHAM FOREST LDU	23%	57%	34%	30%	17%
WANDSWORTH LDU	26%	58%	39%	33%	23%

LDU/Function	Relationships	Lifestyle	Emotional Well-Being	Attitudes	Thinking, Behaviour & Attitudes
BARKING DAGENHAM HAVERING LDU	34%	49%	26%	77%	88%
BARNET LDU	34%	48%	29%	75%	85%
BEXLEY LDU	43%	55%	37%	77%	90%
BRENT LDU	33%	50%	29%	75%	84%
BROMLEY LDU	32%	48%	27%	77%	89%
CAMDEN & ISLINGTON LDU	35%	53%	32%	77%	85%
CROYDON LDU	31%	48%	26%	77%	86%
EALING LDU	31%	52%	27%	77%	87%
ENFIELD LDU	31%	48%	24%	80%	86%
GREENWICH LDU	31%	51%	28%	75%	85%
HACKNEY LDU	34%	53%	30%	79%	86%
HAMMERSMITH & FULHAM LDU	32%	48%	33%	77%	84%
HARINGEY LDU	35%	56%	30%	77%	83%
HARROW LDU	30%	48%	23%	73%	87%
HILLINGDON LDU	36%	50%	31%	77%	87%
HOUNSLOW LDU	33%	46%	28%	75%	86%
KENSINGTON CHELSEA & WESTM LDU	25%	44%	26%	75%	84%
KINGSTON & RICHMOND LDU	40%	52%	34%	76%	87%
LAMBETH LDU	34%	54%	28%	78%	87%
LEWISHAM LDU	34%	53%	28%	77%	85%
MERTON & SUTTON LDU	37%	47%	30%	76%	87%
NEWHAM LDU	31%	49%	24%	78%	86%
REDBRIDGE LDU	31%	49%	25%	75%	87%
SOUTHWARK LDU	33%	54%	30%	75%	86%
TOWER HAMLETS LDU	32%	53%	28%	77%	87%
Unpaid Work	0%	0%	1%	97%	97%
WALTHAM FOREST LDU	28%	46%	25%	75%	84%
WANDSWORTH LDU	35%	51%	31%	74%	87%